











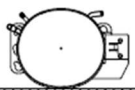




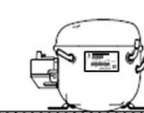






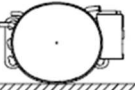

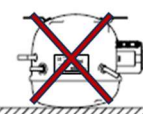


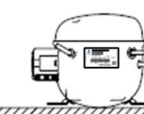


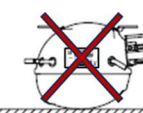


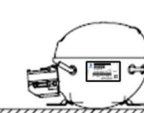











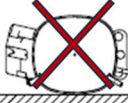
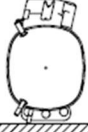
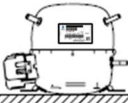
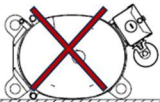
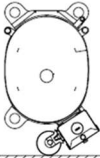

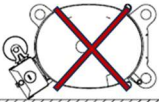

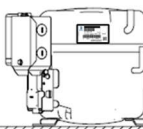



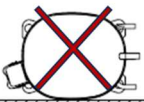

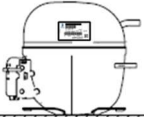

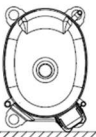



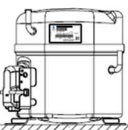
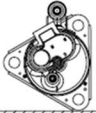

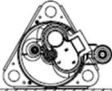
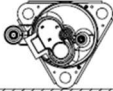




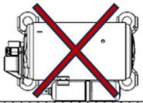
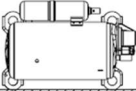
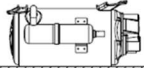

ALLOWED POSITIONS FOR SHIPPING AFTER COMPRESSOR ASSEMBLY

PRODUCT MANAGEMENT

Ideally, compressors should be transported in a vertical position (cabinet usage position – last column in the table below). This prevents oil from migrating to the suction and/or discharge lines. Furthermore, it also prevents possible damage to the internal parts of the compressor.

The figure below indicates allowable and not allowable (crossed) transportation and handling positions for the compressor. For the allowable positions other than the vertical, the compressor shall remain in the vertical position for at least 30 minutes before it is turned on.

Family	Positions					
AE2						
AL						
TC						
VTC						
TA						
TA2						

Family	Positions
AZ	     
TH	     
AKA	     
AK2	     
AK/TY	     
RG	     
HG	     
VR2	